



## BIG-BOX SWING L

Capacious waste box with automatically closing "swing" lid.

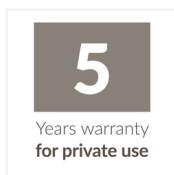

### THE KEY FEATURES

- Two-part self-closing swing lid
- With waste bag clamping frame
- With 4 non-slip feet








## OTHER PRODUCT ADVANTAGES

- Rectangular housing made from stainless steel or coated sheet steel
- Lid and base made from high-strength plastic
- Flat packed, but quickly assembled
- Capacity: 35 litres





## SPECIFICATIONS

Level of equipment		4
Swing lid		✓
Bin liner clamp		✓
Non-slip feet		✓
Capacity		35 litres
Height		54,5 cm
Width		33,9 cm
Depth		26 cm
Weight		3,7 kg
Weight of packaging		4,2 kg
Housing material		Sheet steel
Lid material		Plastic
Color lid		Black
Color		White